

District 5 Leadership Training Call- Saturday, February 15, 2025 Handouts

Link to recording of the District 5 Leadership Call on February 15-

https://us02web.zoom.us/rec/share/SGAHuE909idUlXzhHz1Vh1K5YGAREQ8X-7ETNLP8KpdM-vV8f8ig9g17A3wOidQ_.BEfpKdaD2hcdkP4i

Handouts will be posted on the District website soon under the Documents tab-

https://sonsofnorway5.com/about/district_five_documents.php

Cash Balances as of 1/31/25

District 5	1/31/2025	
Checking	58,571	\$5,000 will be moved from NLF checking to the SofN Deposit fund to earn the over \$50K higher interest rate.
SofN Deposit	200,405	
Total Cash	258,976	
		\$100,000 of D5 SofN Deposit will be move to a higher yield investment vehicle. Still researching options.
NLF		
Checking	45,444	
SofN Deposit	45,570	
Total Cash	91,014	
Total		
Checking	104,015	
SofN Deposit	245,975	
Total Cash	349,990	

2024 Financial Report status

I am working on wrapping the preparation and reconciliation of the 2024 financial reports to submit to the audit committee by 2/15/25. Once the audit committee has finished its work, I will prepare the D5 and NLF D17 reports, D5 and NLF 990's, and provide a 2024 financial report for publication in the FFFN. The 1099's for 2024 have been issued and the WI 2024 sales and use tax report has been filed and paid.

2024 Highlights

District 5 Convention – The Board was the host for the convention and from a financial perspective broke even.

Camp Masse Moro – In addition to the camp being a success from a camper experience perspective, camp had positive income for 2024 of \$4,800. Subsequent to camp, additional donations were received so 2025 fundraising for camp is off to a strong start.

Extra \$1 dues pmt to NLF – At the convention, it was approved to have \$1 of the additional dues donation that D5 receives be transferred to NLF to benefit Camp Masse Moro. Based on the member list run in early January of 2025, a transfer of \$1,853 was made to NLF from D5 to be used for Camp Masse Moro.

Q4 NLF Donation challenge – The D5 Lodges more than exceeded the NLF donation challenge and \$5,000 was transferred to NLF in January of 2025.

Annual D5 donation to NLF – At the Fall BOD meeting, the BOD approved an annual \$750 general donation to NLF that was transferred in January of 2025.

Pick an idea
and see what

STICKS



MEMBER GET A MEMBER



Create a contest with our lodge members to encourage everyone to recruit one member in next 12 months. Maybe it starts with "Invite a guest to our July meeting."

** Show them how fun your lodge meetings can be!*

LEVERAGE OTHER LOCAL GROUPS

Does your community have a farmers' market? Can you set up a booth and share about your lodge? Or maybe you have an art festival that you can enter one of your talented members' rosemaking projects and showcase the lodge with the entry?

** Maybe younger members can create sidewalk art for next event.*

LOCAL RADIO OR NEWSPAPER

Finding content is always hard for local papers, why not help them out by submitting stories they can feature? Meanwhile, you can get the word out about the lodge in the community.

SHARE YOUR NEWSLETTER

You put all the work into your wonderful newsletter, how about making extra copies to leave at the dentist office or senior living apartments in town?

STORYTELLING - ELEMENTARY SCHOOL LEVEL

Some elementary schools appreciate readers who can come into the classroom and read with kids, so pick your favorite Norwegian storybooks.

Older elementary students may be required to interview an older person to learn about their life. Volunteer to tell your story and share about your Norwegian heritage.

COMMUNITY SERVICE PROJECT

Find out what your community is doing, maybe it's planting spring flowers. Getting involved as a lodge will gain exposure and provide community for your members.

LEVERAGE YOUR LOCAL COLLEGE

Create an internship program to help students learn and leverage skills for marketing the lodge:

- Web design for your site
- Social media paid ads to attract new members
- Art fliers for events
- Social media strategy

SUBMIT LODGE MEETINGS & EVENTS TO NEWSPAPER CALENDAR

Keep your town informed about your lodge's activities in your local newspaper(s).

LOCAL LIBRARY



Does your library offer free display space where you could post about lodge events?

LOCAL SCHOOLS

Present to high schoolers or staff about the scholarship opportunities we have through our Foundation.

** Don't forget about home school groups!*

SUPPORT YOUR LOCAL HIGH SCHOOL SPORTS TEAM

Never hurts to ask if you can serve at the concessions stand and put up a flier or two about your lodge.

** Contact the high school about our scholarships and get help with spreading the news to younger students. They'll have time to become members to before applying for scholarships that require a year of membership.*

BE THERE FOR PEOPLE IN TRANSITION



Life is hard and loss can be lonely—how can your lodge support those who are going through loss of a friend or family member?

We all need connection, and especially so when we lose a friend or spouse.

NEW RESIDENTS

What about people new to the community? Have you reached out to see what the Welcome Wagon version is in your community and how you can support newcomers?

PUT LODGE EVENTS ON CITY WEBSITE

If they have an events page, be sure your lodge meetings are noted and special events too!

LIST YOUR LODGE ON GOOGLE MY BUSINESS & YELP

Make it easy for people to find out about your lodge—link to your website or social media pages.

SEASONAL RESIDENTS



Being from Minnesota, I can tell you many of our residents like to go south for the winter. What can you do to help them find a second lodge "home?"

DOES YOUR LODGE HAVE A FACEBOOK PAGE?

Share your events and news on social media to get the word out!



**SONS of
NORWAY**

Best Practices

By Darlene Arneson, District 5 Secretary

1. READ what is emailed to you!

- a. Friendly Fifth Friday News-FFFN
- b. Leadership Resources
- c. Information from District Officers
- d. Reminders to specific officers
- e. And if you don't have email
 - i. Have someone print emails and FFFN and have available at meetings
 - ii. Have someone who "watches" correspondence and shares it with others- maybe an Information office position

2. Keep a copy of deadline dates in your SN folder or calendar

- a. Help remind each other of deadlines and don't wait until close to a deadline to start

3. Publicity- Publicity- Publicity

- a. Promotion in your community
 - i. Members
 - ii. People who have come to your events
 - iii. Chamber
 - iv. Newspaper or radio
 - v. Community Facebook pages
- b. Promotion- District Level
 - i. Calendar of events
 - ii. Facebook page
 - iii. Tell other lodges!
- c. Promotion – International
 - i. Calendar of events
 - ii. Facebook page

4. Membership

- a. How you welcome new members
- b. How you follow up on past due members
- c. How you connect with members

5. Transparency

- a. Officer/Business meetings- minutes, financials, handling event details
- b. Sharing information with members
 - i. Informs
 - ii. Educates
 - iii. Helps prospective leaders learn about your group

6. Have fun

- a. Work hard- play hard
- b. It's okay to have fun and not just work at events
- c. Discounts for your members on trips or classes
- d. Thank your volunteers

District 5 Leadership Survey

Please return responses to jpherman.edvardgrieg@gmail.com by March 1
More than one response from a lodge is welcome so feel free to share!

Lodge Name _____

Lodge Number _____

Overall, I feel that my lodge is doing well and has a strong and stable membership

- a. Strongly agree
- b. Agree
- c. Neither agree nor disagree
- d. Disagree
- e. Strongly disagree

The lodge and I feel supported by the District 5 leadership

- a. Strongly agree
- b. Agree
- c. Neither agree nor disagree
- d. Disagree
- e. Strongly disagree

The lodge and I use the District 5 website (<https://sonsofnorway5.com/>) regularly for updates on happenings at the district and international level

- a. Strongly agree
- b. Agree
- c. Neither agree nor disagree
- d. Disagree
- e. Strongly disagree

Open answer:

What are the biggest challenges facing your lodge?

In what way can District 5 help your lodge?

Cultural Committee update, February 15, 2024

1. The 3 immigrant trunks (1. Viking Chest, 2. Immigrant Trunk, 3. Mini-Family Immigrant Trunk) are being updated and repaired. Trunk #3 is waiting its turn to be painted by our rosemaler, Lois Mueller. I learned from Owen Christianson that Immigrant trunk #2 needed to have side handles installed so as not to stress the top of the box. Owen mentioned to me that this box should not be lifted by the top handle. I recently received the handles that Owen mailed to me for installation on both square boxes (Trunks #2 and #3).

There are future plans to digitize the chest/trunk contents and make them accessible electronically.

After district zones were discontinued in the business of the 2024 District 5 Convention, delegates received information to pass on to their lodges: Now there is no specific rotation system for requesting the use of a cultural trunk. Lodges wishing to use a trunk should email the Cultural Director, Lucy Ghastin leghastin@gmail.com to request one, and give a preferred date. The Cultural Committee will be a clearinghouse for trunk distribution throughout District 5.

2. Last fall the guidelines and application forms to apply for shipping grants (for pins/medals-- cultural and sports) were revised and announced in the November 15, 2024 FFF News. These documents can be found in this issue for your use.

1) Sons of Norway District 5 Nordic Legacy Foundation Pins/Medals, Cultural and Sports Grants 2025

2) Sons of Norway District 5 Cultural and Sports Grants Application Form - Small Projects & Matching Funds

3) PINS AND MEDALS SHIPPING GRANT FOR ALL DISTRICT 5 LODGES

Submitted by Lucy Ghastin, Cultural Director

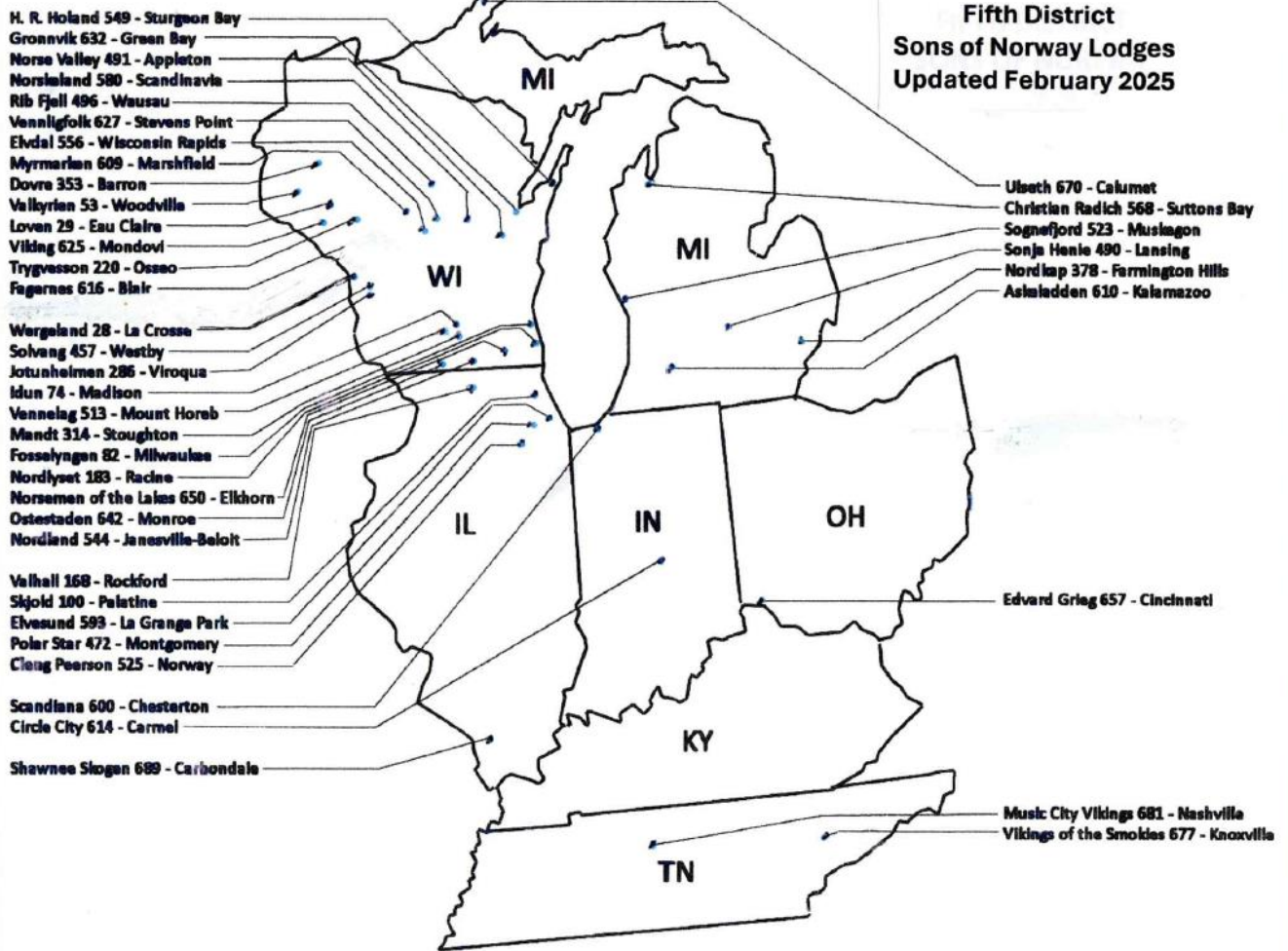
Membership Numbers

The answers to your data related questions are shown below. This data is time relevant and may be slightly differ depending on when it is pulled from the system.

The age numbers are especially interesting to me. My lodge is doing some strategic planning and we are estimating that our average age (which is also quite high) will continue to rise about .5 years per year. In other words, in 10 years our average age will be 5 years older. That will affect where we meet, when we meet and what we do at those meetings. It will also affect how we raise money and whether we can continue to own our own building. Interesting times!

- **District 5 as of Jan 31, 2025: 6057**
- **Number of Benefit members insured: 2705**
- **Number of Life members (not insured): 51**
- **Total Number of Golden Members (insured and not): 395 (Golden and New Golden)**
- **Number of Golden Members insured: 129 (Golden and New Golden)**
- **UV (unge venner) juveniles all insured: 127**
- **Social Members (those who do not own a product): 3352**
- **Total Members in Lodges (ages 18-89): 5275**
- **Average Age of our Members:**
- **Members Age 0-17: 556**
- **Members Age 18-30: 398**
- **Members Age 31-49: 785**
- **Members Age 50-89: 4092**
- **Members Age 90+ still in lodges and not in 000 or 999: 128**
- **Number of Members in Lodges 000 and 999: 2957**

**Fifth District
Sons of Norway Lodges
Updated February 2025**



District 5 Nordic Stamp Sets Order Form

Stamp Set	Cost* (S&H included)	Quantity	Total
Nordic Alphabet 1 (Decorative block)	\$16		
Nordic Alphabet 2	\$16		
Nordic Thanks (Syttende Mai)	\$16		
Nordic Sympathy (Rosemaling)	\$16		
Nordic Wishes (Animals/Troll) *	\$16		
Nordic Christmas 1	\$16		
Nordic Christmas 2	\$16		
Nordic Easter	\$16		
		TOTAL	

*Shipping is only available in the U.S. and Canada

Name: _____

Address: _____

City: _____ State: _____ Zip: _____

Lodge: _____

Email: _____

Phone: _____

Interested in a stamping class: YES NO

Make check out to: **Nordic Legacy Foundation**

Mail to: Connie Aiello
 Nordic Legacy Foundation
 6237 Hilltop Drive
 Mt Pleasant, WI 53406

If you have any questions, contact Connie at NLFstamps@gmail.com or at 623-252-8861.

For stamping ideas please visit

<https://sonsofnorway5.com/> or on Facebook @sonsofnorwaydistrict5

February 2025

Nordic Alphabet 1

A B C D E F
 G H I J K L
 M N O P Q
 R S T U V Ø
 W X Y Z
 Ä Ö Å Æ

Nordic Alphabet 1

A B C D E F G
 H I J K L M N
 O P Q R S T U
 V W X Y Z Ø -
 Ö Æ Ä Å a b c
 d e f g h i j
 k l m n o p q
 r s t u v w x
 z ä å æ ö ø y
 gratulerer med dagen

Nordic Thanks



Norwegian Påske



**Nordic
 Legacy
 Foundation**

Nordic Sympathy



Nordic Wishes



N. Christmas 1



N. Christmas 2



TRANSLATION

hei = Hi!

takk = thanks

tussen takk = many thanks

Kosling (NO) Hygge (DK & SE) = warm cozy feeling

alt for Norge = all for Norway

God bedring = Get well

Tenker på deg = Thinking of you

Skål! = Cheers!

Beste hilsener = Best Wishes

Gratulerer med dagen = Congratulations on your day /Happy Birthday

God Påske = Happy Easter

Påskekrim = Easter Crime novel reading

God Jul = Merry Christmas

Godt nytt år = Happy New Year

God Jul til deg og dine = Merry Christmas to you and yours

Glædelig Jul = Merry Christmas

**Sons of Norway District
Nordic Legacy Foundation (NLF)
Stamping Activities, Classes, and Workshops**

Interested in lodge cardmaking activity? Stamping class or Workshop?

Have an event coming up that you would like to offer a class or workshop?

Make & Takes

My Make & Take options listed below are great for the novice stamper with little to no experience. They are quick and easy, great for an introduction to card making using acrylic stamps. You can choose stamp set that best fits your lodge activity, potluck, or event, such as Syttende Mai or Christmas Party. You can select from cards that I have created or I can design a card to suit your needs. Don't worry, I will bring all the supplies needed. Make & Take is a fun activity for all ages.

Classes

If classes are more what you are looking for, check out the following page. I offer two classes. Both are similar, with the Holiday class taking your cards to the next level. Classes would be for the beginner or intermediate person wanting to learn about card making. All classes will be led by me. I will go over the basics of card marking, how to use acrylic stamps, different stamping pad/inks, paper, supplies and more. I will let you know of an artist's secret for making your coloring look professional. Use of embellishments, stamping and folding techniques, is an option, as well. Everything needed for the class will come in a kit, including one NLF stamp set. Additional supplies and materials will be available. If you are a crafter, you are welcome to bring your own pencils, markers, trimmers, punches, tape runners, embellishments, etc... I only ask that you not bring any outside stamps with you.

Workshops

I would be happy to curate a workshop for you, whether it be a 2 hour, half day, or full day. We can focus on just paper crafting or delving other uses for acrylic stamping. Pre-made kits would be provided, along with one NLF stamp set. Additional stamp sets would be available for purchase. See the list of the various workshop opportunities.

I would enjoy visiting your lodge, meeting lodge members in person. Share my love of paper crafting, card making, and anything else using acrylic stamps.

For more information or to schedule a visit, please contact Connie Aiello at cdaiello31@gmail.com or 623-252-8861.

Order form for purchasing NLF stamp sets can be found at <https://sonsofnorway5.com/gifts/stamps.php>

**Sons of Norway District
Nordic Legacy Foundation (NLF)
Stamping Activities, Classes, and Workshops**

Instructor Fee:

\$50 Make & Take

\$50 Beginner Card or Holiday Card Kit Classes

\$100 2+ hour, half & full day Workshop

MAKE & TAKE

Option #1

Make & Take Card

(prior to or after meeting, potluck, party)

Time: 1 hour

Estimated card making time: 5 minutes

Cost: FREE

A simple card would be designed using one of stamp sets. Lodge members would follow an assembly line to complete card to take home. All pre-cut materials and supplies would be provided. NLF Stamp sets, Stamp Kits, and stamping supplies would be available for purchase

Option #2

Make & Take Card

Lodge Meeting Activity

Time: 1 hour

Estimated card making time: 10-15 minutes

Cost: \$2 per person*

*If the lodge covers the cost, a flat rate would be determined based on the average number of members attending.

A card would be designed using one of stamp sets. I would instruct lodge members on how to assemble the card. Color pencils/markers and embellishments would be on hand to enhance their card. All pre-cut materials, supplies, and instruction sheets would be provided. NLF Stamp sets, Stamp Kits, and stamping supplies would be available for purchase.

**Sons of Norway District
Nordic Legacy Foundation (NLF)
Stamping Activities, Classes, and Workshops**

WORKSHOPS

Beginner Card Kit Workshop

Cost: \$25

2 hours

Max Class Size: 12

Make 2 cards

Stamping Kit would include: 1 stamp set, pre-cut paper, and instructions to make 2 cards. All supplies would be provided.

Holiday Card Kit Workshop

Cost: \$35

2 hours

Max Class Size: 12

Make 2 cards and 2 gift tags.

Stamping Kit would include: 1 stamp set, pre-cut paper, embellishments and instructions to make 2 cards and 2 tags. All supplies would be provided.

Stamping Workshops

Beginning Stamping – Learn how to use acrylic stamp sets. We will make a card using one of the NLF stamps sets. Plus, I will let you in on a little artist secret to enhance your cards.

Intermediate Cardmaking – Learn card folding techniques. How to add embellishments to make your cards pop.

Advanced Cardmaking – Pop-up card. Learn how to make a landscape pop-up card using the Nordic Wishes woodland animals stamp set.

Stamping Beyond Cards – It's not just for paper. Learn how to stamp on fabric, bags, t-shirts, and more.

Gift Ideas - Learn how to create personalized gift wrap, bags, tags, gift card envelopes and holders, and small gift boxes.

**Sons of Norway District
Nordic Legacy Foundation (NLF)
Stamping Activities, Classes, and Workshops**

Supplies available for purchase

Beginner Stamp Kit (\$15):

- tape runner
- gridded stamp block
- Memento (Tuxedo Black) ink pad
- boning tool

Supplies available for purchase:

- gridded stamp block (\$6)
- ink pad -Memento (Tuxedo Black) (\$8)
- boning tool (\$1.50)
- tape runner (\$2)
- mini artist glue (\$3)
- 50 foam dots (1 sheet/\$1)
- enamel dots (10pk/\$1)
- ruler (\$2)
- colored pencil pack (\$2)
- twine (1 yd/25c)
- silicone mat (\$3)

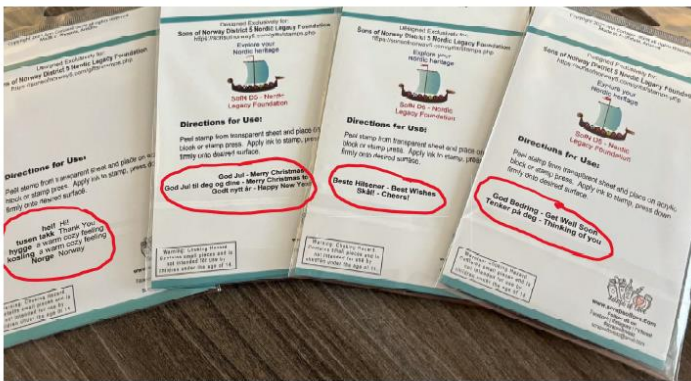
NLF Stamp Sets

- Nordic inspired
- Scandinavian Alphabet
- Acrylic stamps
- Easy to use

Nordic Stamp Sets

- 2 Alphabet designs
- Syttende Mai - Flags
- Nordic Sympathy – Rosemaling
- Nordic Wishes – Woodland animals
- Easter
- 2 Christmas designs

Each set has Norwegian translations



Plans in the making...

The original idea was for every lodge to purchase and/or sell the acrylic stamp sets as a fundraiser for the Nordic Legacy Foundation.

In turn, they could use the stamp sets for lodge use, activities, events, or programs. Selling additional stamp sets to attendees.

Well....

We could use your help!

- Still have a number of stamp set available
- Sell for \$16 for each set
- Shipping and tax is included
- Order form can be found the District 5 website under the Gifts tab or by contacting me at cdaiello31@gmail.com

<https://sonsofnorway5.com/gifts/stamps.php>

Understanding Acrylic Stamping

- Basic Supplies
- Various Stamping Platforms
- How to cleaning acrylic stamps
- Types of Materials:
 - Paper
 - Fabric
 - Wood
 - Leather

Basic Supplies

- Paper – preferably cardstock or medium weight
- Some type of stamping platform
- Scissors
- Colored pencils or markers
- Ruler
- Stamp Pad
- Glue stick or craft glue

Stamping Platforms

- Stamping block
- Hotel key card
- Glass jar
- Plastic lid
- Prescription bottle
- CD jewel case



How to clean acrylic stamps

- Mild dish detergent and an old dishcloth
- Damp microfiber cloth
- Don't use paper towels. Fibers will attach itself to the acrylic stamp





Stamping Lodge Activities, Classes, Workshops

Option #1

Make & Take Card

(prior to or after meeting, potluck, party)

Time: 1 hour

Estimated card making time: 5 minutes

Cost: FREE

A simple card would be designed using one of stamp sets. Lodge members would follow an assembly line to complete card to take home. All pre-cut materials and supplies would be provided. NLF Stamp sets, Stamp Kits, and stamping supplies would be available for purchase.



Make & Take – Christmas Card

Stamping Lodge Activities, Classes, Workshops

Option #2

Make & Take Card

Lodge Meeting Activity

Time: 1 hour

Estimated card making time: 10-15 minutes

Cost: \$2 per person*

*If the lodge covers the cost, a flat rate would be determined based on the average number of members attending.

A card would be designed using one of stamp sets. I would instruct lodge members on how to assemble the card. Color pencils/markers and embellishments would be on hand to enhance their card. All pre-cut materials, supplies, and instruction sheets would be provided. NLF Stamp sets, Stamp Kits, and stamping supplies would be available for purchase.

Stamping Lodge Activities, Classes, Workshops

Option #3

Make & Take Candy Box

(prior to or after meeting, potluck, party)


Time: 1 hour

Estimated card making time: 5 minutes

Cost: \$5 per person*

*If the lodge covers the cost, a flat rate would be determined based on the average number of members attending.

A candy box would be designed using one of stamp sets. Lodge members would follow an assembly line to complete box and fill with candy provided. All pre-cut materials and supplies would be provided. NLF Stamp sets, Stamp Kits, and stamping supplies would be available for purchase.



Lodge Activity

Stamping Lodge Activities, Classes, Workshops

Beginner Card Kit Workshop

Cost: \$25

2 hours

Max Class Size: 12

Make 2 cards

Kit would include: 1 stamp set, pre-cut paper, and instructions to make 2 cards. All supplies would be provided.

Holiday Card Kit Workshop

Cost: \$35

2 hours

Max Class Size: 12

Make 2 cards and 2 gift tags.

Kit would include: 1 stamp set, pre-cut paper, embellishments and instructions to make 2 cards and 2 tags. All supplies would be provided.

Stamping Lodge Activities, Classes, Workshops

WORKSHOPS

- **Beginning Stamping** – Learn how to use acrylic stamp sets. We will make a card using one of the NLF stamps sets. Plus, I will let you in on a little artist secret to enhance your cards.
- **Intermediate Cardmaking** – Learn card folding techniques. How to add embellishments to make your cards pop.
- **Advanced Cardmaking** – Pop-up card. Learn how to make a landscape pop-up card using the Nordic Wishes woodland animals stamp set.
- **Stamping Beyond Cards** – It's not just for paper. Learn how to stamp on fabric, bags, t-shirts, and more.
- **Gifting Ideas** - Learn how to create personalized gift wrap, bags, tags, gift card envelopes and holders, and small gift boxes.



All Day Workshop

- Candy bar pull wrap
- Candy box
- Syttende Mai card
- Easter cocoa treat
- Canvas tote bag

Instructor Fee

- \$50 for a Make & Take
- \$50 Beginner Card or Holiday Card Kit Workshop
- \$100 for 2+hour Workshop

Beginner Stamp Kit (\$15)

- double sided adhesive tape runner
- gridded stamp block
- Memento (Tuxedo Black) ink pad
- scoring tool

Supplies available for purchase

- gridded stamp block (\$6)
- ink pad -Memento (Tuxedo Black) (\$8)
- boning tool (\$1.50)
- double sided adhesive tape runner (\$2)
- artist glue (\$3)
- 50 foam dots (1 sheet/\$1)
- enamel dots (10pk/\$1)
- ruler (\$2)
- colored pencil pack (\$2)
- twine (1 yd/25¢)
- silicone mat (\$3)

Where can you find me stamping...

- Friday, October 3 - District 5 Adult Cultural Weekend
(The Stoopar 200th Anniversary)
Sheridan (Norway), Illinois
Christmas Holiday Card Class \$40
- 2:00-4:00PM



Masse Moro | **Stamping Activity**



Sons of Norway District 5 Nordic Legacy Foundation Pins/Medals, Cultural and Sports Grants 2025

Purpose:

To promote and celebrate the culture of Norway and Nordic countries, grants are offered to District 5 Lodges to:

- increase and maintain membership
- expand programs to include all age groups
- reach out to members who can no longer attend meetings
- encourage participation in the cultural arts and sports programs

Categories:

1. **Cultural, Membership and Sports Pins/Medals Shipping Grant** award limit \$30 per District 5 Lodge per calendar year.
2. **Small Project Grants** award limit up to \$200 per Grant (up to 5 awarded semi-annually)
3. **Matching Funds Grant** award limit up to \$500 (up to 3 awarded semi-annually)

Guidelines:

- Grants are offered only to Sons of Norway District 5 Lodges semi-annually.
- Lodges may apply for a Shipping Grant and either the Small Project or Matching Fund Grant in the same year.
- Awards are dependent on available funds.
- Grants are judged by members of the District 5 Board; including members of the Cultural & Sports Committees.
- Checks will be payable to the lodge making the application.
- **Applications and required paperwork must be submitted to the District 5 Cultural Director.**

Application Deadlines and Awarding of Grants:

- Cycle 1 application deadline **December 31** ; Grants awarded by mid-January
- Cycle 2 application deadline **June 30**; Grants awarded by mid-July
- Grants should be used in the calendar year they are issued.

Cultural, Membership and Sports Pins Shipping Grant Description

- Grant is awarded to District 5 Lodges to help with the shipping cost of cultural, membership and/or sports pins/medals
- Up to \$30 per year per lodge can be awarded for the Shipping Grant.
- A copy of the shipping receipt (shipping cost circled) must be submitted with the application.
- Lodges may receive a Shipping Grant and apply for one of the other grants within the same year.

Small Projects Grant Description

- Up to \$200 each may be awarded to assist with Cultural, Membership or Sports projects.
- Lodges must submit a budget and detailed description of the project.
- Projects must take place during the time period described in the application.
- A follow-up report is due upon completion of the project, within a month of completion:
 - a. describe the outcome of the project,
 - b. include pictures and include receipts

Matching Funds Grant Description

- Up to \$500 in matching funds may be granted for assistance with large Cultural, Membership, or Sports projects.
- Lodges must submit a budget and detailed description of the project.
- Projects must take place during the time period described in the application.
- A follow-up report is due upon completion of the project, within a month of completion:
 - a. describe the outcome of the project,
 - b. include pictures and include receipts showing how funds were matched

Grants will be judged by members of the Sons of Norway District 5 Board or their committees.

Sons of Norway District 5 Cultural and Sports Grants

Application Form - Small Projects & Matching Funds

Lodge Name and Number: _____

Contact Person: _____

Email: _____ Phone: _____

Contact Address: _____

Grant Request: Small Projects Grant _____ Matching Funds Grant _____

Title of Project: _____ Dates of Project: _____

Matching Funds Grant only:

Name of Matching Fund Source: _____

Contact: _____ Email: _____ Phone: _____

Description and Budget:

- Attach a detailed description of the project written in less than 500 words.
- Include the budget for the project
- Explain how this grant will help promote Nordic culture, especially Norwegian culture.

Report: Upon completion of your project, you must send a report describing the outcome of the project. Include pictures which may be posted and receipts to show how the grant was spent and/or matched. If there are youth in pictures, please make sure a photo release has been signed. Captions for the photos will be appreciated.

Submit applications and reports to:
Lucy Ghastin, Sons of Norway District 5 Cultural Director
7130 Century Avenue, Middleton, WI 53562



**Sons of Norway District 5 Nordic Legacy Foundation
Printing Grant**

With the changes of SN International not providing many of the printed materials they have in the past, the District 5 Board and the SN D5 NLF would like to help lodges with their printing needs. This grant will continue to be in effect for successive years until revoked. Lodges can use this to print brochures, membership forms, insurance product promotional materials, and other items related to the mission of Sons of Norway and the operations of the local lodge. The funds should not be used to print fundraising items (i.e. Christmas cards).

A total of \$100 will be reimbursed per lodge each calendar year. We prefer that the number of requests be limited to two requests but the sum of the two requests cannot exceed \$100 in reimbursement.

Please fill out the form below and submit it via standard U.S. Mail or by Email.
Attach the receipt for your printing expenses with this form.
Send this form and receipt to Darlene Arneson, 2056 Skaalen Road, Stoughton, WI 53589

Name of Lodge: _____

Lodge Number 5- _____

Name of the lodge officer requesting reimbursement.

Please indicate the position held in your lodge.

Provide the name and address of the Lodge Treasurer who will receive the reimbursement check.

Name of the Lodge Treasurer _____

Street Address _____

City, State, Zip _____

Please explain how you are using the printing funds:

The District 5 Board thanks you for acknowledging your members in this way.

Thank you,

Darlene Arneson, District 5 Secretary

Approved: November 9, 2024

**Sons of Norway District 5 Adult Culture Weekend October 3-5, 2025
 "Celebrating Norwegian Immigration - The Sloop 200th Anniversary"**

Weekend Registration Form

Please complete one form per person. Forms and fees are due by September 1, 2025.

Name: _____

Address: _____

City: _____ State: _____ Zip Code: _____

Lodge Name and Location: _____

Cell Phone: _____ Email: _____

Make check out to: Polar Star Lodge 5-472

Mail with form to: Ken Johnson, Polar Star President, 501 West Ridge Street, Yorkville, IL 60560

Questions: Contact Barb Johnson at barbijohnson@aol.com or 630-632-2329

The Weekend Registration Fee includes coffee and treats at the Norway community center, all on-site speakers, and Sons of Norway lodge expenses for hosting the event. Additional costs are listed below:

Activity	Cost	Amount Enclosed
Weekend Registration Fee	\$50 /person	
Friday Night Torsk (Cod) Dinner	\$20 /person	
Saturday American Pulled Pork Lunch	\$20 /person	
Saturday Night Chicken/Pork Chop Dinner	\$20 /person	
Sunday Sloop Norwegian Luncheon	\$20 /person	
Sami Bracelet Class	\$45 /person	
Stamping Norwegian Christmas Cards	\$40 /person	
Immigration Textile Workshop at Esther's Place. (offsite activity: only available Friday morning 9-11:30)	\$35 /person	
Total Amount:		

NOTE: Saturday Morning Fun Walk:

- Please use the separate "Sluppen" Registration form.
- We must receive the completed Sluppen form and Sluppen \$15 registration fee by June 30th to be eligible for medals.

The following off-site activities have a donation at the door, and are not part of this order form. However, we do need to know if and when you plan to visit so that adequate staffing can be arranged.

Off-Site Activity	Day	Planning to visit? (yes or no)
Friends of the Viking Ship Museum Tour	Thursday, 11 to 12	
	Thursday, 2 to 3	
	Friday 10 to 11	
LaSalle County Genealogy Guild	Thursday, 9 to 4	
	Friday, 10 to 12	

Office Use:

Received on: _____ Amount enclosed: _____ check? cash? Confirmed on: _____

Sons of Norway District 5 Adult Culture Weekend October 2-5, 2025
"Celebrating Norwegian Immigration - The Schooner 200th Anniversary"

**"Sluppen" Around Norway, Illinois
Fun Walk
Saturday, October 4, 2025
9:30 a.m. Start**



This is an easy, approximately one mile, fun walk around the village of Norway, Illinois to learn about the Sloop immigrants and the Fox Valley settlement community.

Registration for "Sluppen" event must be submitted by June 30, 2025 to be eligible for medals.

The \$15 Sluppen registration fee covers bib numbers, medals, and snacks.

"Sluppen" Registration Form

Please complete one form per person.

Note: Sluppen Registration Form and \$15 fee is due by June 30, 2025 to be eligible for medals.

Name: _____

Address: _____

City: _____ State: _____ Zip Code: _____

Lodge Name and Location: _____

Cell Phone: _____ Email: _____

To participate in the Fun Walk, you agree to not hold Sons of Norway or its agents at any fault for any injury you may incur.

Waiver Signature: _____ Date _____

Make check out to: Polar Star Lodge 5-472

Mail with signed form to: Ken Johnson, Polar Star President, 501 West Ridge Street, Yorkville, IL 60560

Questions: Contact Barb Johnson at barbjjohnson@aol.com or 630-632-2329

Sons of Norway District 5 Adult Culture Weekend October 3-5, 2025
“Celebrating Norwegian Immigration - The Sloopers 200th Anniversary”

Schedule – Information

2025 is the 200th anniversary of the first organized emigration of Norwegians to the United States. The single mast sloop, “Restauration,” sailed from Stavanger, Norway on July 4, 1825 with 52 passengers on board. This group, often referred to as the “Sloopers,” left Norway for religious freedom and new opportunities. They arrived in New York City harbor on October 9, 1825.

The New York Quakers set aside land in upstate New York, near Rochester. After nine hard years of clearing heavily forested land to farm, they sent Cleng Peerson out west in search for better farmland. He and his group of Norwegian settlers traveled to Illinois and followed the Fox River down to LaSalle County Illinois.

Polar Star and Cleng Peerson lodges are planning to celebrate Norwegian immigration and the 200th anniversary of the Sloopers arrival in America, by presenting a 3-day culture weekend October 3-5, 2025. We will honor the history and culture of the early Norwegian-American pioneers who settled and established farms and communities on the Prairie of LaSalle County, Illinois.

Join us for a weekend of Norwegian fun featuring Sloopers and Fox Valley Settlement Pioneer history, Norwegian culture and craft presentations, Norwegian games, a fun Sloopers walk, a Norwegian barn dance with Norwegian folk music, a traditional Norwegian worship service, and a chance to meet descendants of those Norwegian-American immigrants at their Sloopers Society Annual Meeting.

The Culture Weekend begins at 1:30 p.m. on Friday, October 3 at the Community Center in Norway, Illinois, 3667 E. 2603rd Road, Sheridan (Norway), Illinois. The schedule below provides information about:

- Pages 1 and 2: *On your way driving* to the Culture Weekend in Norway, Illinois, some *extra* activities you might want to check out on Thursday, October 2 or the morning of Friday, October 3.
- Page 3: Weekend activities on Friday afternoon, October 3
- Pages 4 and 5: Weekend activities on Saturday morning and afternoon, October 4
- Page 5: Weekend activities on Sunday, October 5
- Information about Lodging and Food/Restaurant Ideas

Details on all events and activities will be updated as appropriate on:

- Polar Star Lodge website: www.polarstarlodge.com
- Norsk Museum website: <https://norskmuseum.org>

Questions: Contact Barb Johnson at barbjohnson@aol.com or 630-632-2329.

If you decide to travel on Thursday October 2, the DAY BEFORE the weekend events, you may wish to check out one of these interesting experiences on Thursday, October 2, on your way to Norway, Illinois:

- Spend the day in Geneva, Illinois. First, see the amazing Viking ship replica at the “Friends of the Viking Ship” Museum at Good Templar Park, 529 E. Side Drive in Geneva. <https://vikingship.us>. Tours on Thursday from 11-12 a.m. and again 2-3 p.m. Donation \$7 at the door but *pre-registration is required on Weekend Registration Form*. “Viking,” an exact replica of the Gokstad Viking ship discovered in the 1880s, was built in Norway, then sailed across the Atlantic Ocean, up the Hudson River, through the Erie Canal and the Great Lakes to Chicago for the 1893 World’s Columbian Exposition (Chicago World’s Fair). Don’t miss the ship’s splendidly-restored dragon head and tail on display in the Geneva Public Library, 227 S. 7th Street, Geneva. Then maybe have lunch at Stockholm’s Restaurant and Brewery at 306 W. State Street <https://stockholmsbrewpub.com>, and perhaps go shopping for Scandinavian gifts next door at The Gift Box www.genevagiftbox.com at 310 W. State Street.

Sons of Norway District 5 Adult Culture Weekend October 3-5, 2025
“Celebrating Norwegian Immigration - The Sloop 200th Anniversary”

- Visit beautiful Starved Rock State Park in Utica, Illinois. <https://www.starvedrocklodge.com> In the Visitors Center, see the movie on history of Starved Rock, take a scenic hike up to the top of Starved Rock or to the waterfalls, take a tram ride, have lunch in the Starved Rock Lodge.
- Visit the LaSalle County Genealogy Guild, 115 W. Glover Street, Ottawa, Illinois. <https://www.lscgg.org>. Information about descendants in the area (newspapers, probate, obituaries, marriages, and more, on computer records, books, microfiche, etc.) Visit their website first to see what resources are available online. Donation at the door, but *pre-registration is required on the Weekend Registration Form*. Open Thursday from 9 to 4, and Friday morning from 9 to noon.
- Visit LaSalle County Historical Society, 101 Canal Street, Utica Illinois. Call 815-667-4861 for hours. Donation at the door.

If you decide to travel on Friday October 3, the first DAY of the weekend event

you may wish to experience one of these adventures during the morning on your way to Norway, Illinois. (But be sure you get to the Norway Community Center in time for opening remarks at 1:30 p.m.)

- Pre-register for the “Immigration Textile Workshop - Sheep, Spinning and Småkaker” and sheep farm, from 9:00-11:30 at Esther’s Place at 201 Galena Street (Route 30) in Big Rock, Illinois. www.esthersplacefibers.com Learn about the pioneer art of turning wool into yarn at Esther’s Place! Starting with visiting the farm and meeting the sheep, you’ll walk through the steps of dyeing, carding and spinning the fibers. Then create your very own felted “småkaker”- using yarn as “icing”, you’ll draw a design on the cookie with needle felting, and then create a sachet ornament that is scented with glögg mulling spice and hung with a ribbon. <http://www.esthersplacefibers.com>. *Pre-paid, pre-registration is required on Weekend Registration Form. Fee is \$35.*
- Stop in Geneva, Illinois and see the Viking ship replica at the “Friends of the Viking Ship” Museum at Good Templar Park, 529 E. Side Drive in Geneva. <https://vikingship.us>. Join a tour from 10-11 a.m. Donation \$7 at the door but *pre-registration is required on Weekend Registration Form*. “Viking,” an exact replica of the Gokstad Viking ship discovered in the 1880s, was built in Norway, then sailed across the Atlantic Ocean, up the Hudson River, through the Erie Canal and the Great Lakes to Chicago for the 1893 World’s Columbian Exposition (Chicago World’s Fair. Then, maybe have an early lunch at Stockholm’s Restaurant and Brewery <https://stockholmsbrewpub.com> at 306 W. State Street, or find lunch somewhere else on your own.
- Visit the Norsk Museum at 3656 E. 2631 Road, Sheridan (Norway), Illinois. <http://www.norskmuseum.org> Open 9:00 to 1:00 Friday morning. Housed in the historic Hauge Lutheran Church, the museum was recognized in the Illinois register of historic places in 2015. Donation at the door.

Be sure to get lunch on your own, on your way to Norway, Illinois.

Sons of Norway District 5 Adult Culture Weekend October 3-5, 2025
“Celebrating Norwegian Immigration - The Sloop 200th Anniversary”

The Culture Weekend begins at 1:30 p.m. at the Norway Community Center in Norway, Illinois, 3667 E. 2603rd Road, Sheridan (Norway), Illinois.

In addition to the scheduled weekend activities, there will be several Norwegian cultural displays along the walls of the Community Center Main Room, all day Friday and Saturday.

- Bunad/Norwegian Folk Costumes
- Norwegian American Genealogy Center and Naeseth Library
- Animal Breeds Originated in Norway
- Stave Churches
- Trolls
- Sons of Norway Book Club

Friday, October 3 – Afternoon

<p>Community Center, Main Room</p> <p>1:30: Opening Remarks: “Welcome to the Fox River Settlement” (Ken Johnson, Polar Star Lodge President)</p> <p>1:45 – 2:45:</p> <ul style="list-style-type: none"> • Norwegian American Women and their influence on Illinois Communities. (Ken Johnson, Connie Kross, Barb Johnson) <p>3:00 – 4:00:</p> <ul style="list-style-type: none"> • Looking at Norway Culture, History and Beauty Through Its Postage Stamps. (Arthur Andersen) <p>4:15 - 5:45:</p> <ul style="list-style-type: none"> • The Ship called “Viking”. Origin, History and Voyages of the “Viking”, the 1892 exact replica of the circa 900 A.D. Gokstad viking ship. (Karen Oswald) 	<p>Community Center, Back Room</p> <p>1:45 – 2:45:</p> <ul style="list-style-type: none"> • Norwegian Rosemaling. Demonstration and Display. (Kathy/Kass Mufich) <p>3:00 – 4:00:</p> <ul style="list-style-type: none"> • Needle Felting. Make a needle felted Juletrepynter (Christmas tree ornament). Materials are free to registered participants. Starter kits also available for purchase on-site. (Connie Kross, Barb Johnson) <ul style="list-style-type: none"> • Demonstrations of traditional Norwegian hand crafts by local artists. <ul style="list-style-type: none"> • Demonstration: Norwegian Waffles With Lingonberries 	<p>Norway United Methodist Church 2642 N. 3650th Road Norway Sheridan (Norway), Illinois</p> <p>2:00 – 4:00:</p> <ul style="list-style-type: none"> • Stamping Norwegian Christmas Cards. Make 2 Christmas cards and 2 gift tags. Class kit includes one set of stamps, pre-cut paper, and instructions. <i>Pre-paid, pre-registration required on Weekend Registration Form. Fee is \$40.</i> (Connie Aiello)
<p>6:00 - 7:00: Dinner – Traditional Norwegian boiled codfish dinner with boiled red potatoes, polse, cole slaw, peas/carrots, bread, lingonberry bars. <i>Pre-paid, registration required on Weekend Registration Form. Fee is \$20.</i></p>		
<p>7:00 - 9:00: Norwegian Game night and movie; free popcorn; bottled water/snacks available for purchase.</p>		

**Sons of Norway District 5 Adult Culture Weekend October 3-5, 2025
 “Celebrating Norwegian Immigration - The Sloop 200th Anniversary”**

Saturday, October 4 – Morning

Breakfast on your own.

<p>Community Center, Main Room</p> <p>9:00 – 10:00:</p> <ul style="list-style-type: none"> • “Ørkenen Sur” (The Bitter Desert). Norwegian documentary film about a 1930’s Brooklyn shanty town of destitute Norwegian seamen and craftsmen during the Great Depression. (Arthur Andersen - his grandfather Karl Holm was important in helping them and documenting their plight.) <p>10:15 – 10:45:</p> <ul style="list-style-type: none"> • History of Norwegian Rosemaling. (Lynn Sove Maxson) <p>11:00 – 11:45:</p> <ul style="list-style-type: none"> • Reindeer in Illinois. Learn about raising reindeer on a ranch in Illinois; meet and take pictures of a live reindeer. (Randy Espe; Whispering Pines Reindeer Ranch, Shabbona, Illinois) 	<p>Community Center, Back Room</p> <p>10:15 – 11:45:</p> <ul style="list-style-type: none"> • Needle Felting. Make a needle felted Juletrepynter (Christmas tree ornament). Materials are free to registered participants. Starter kits also available for purchase on-site. (Connie Kross, Barb Johnson) • Demonstration: Norwegian Waffles With Lingonberries <p>11:00 – 11:45:</p> <ul style="list-style-type: none"> • Norwegian Rosemaling. Demonstration and Display. Some items available for purchase. (Lynn Sove Maxson) • Nordic Walking, Running, and Cross Country Skiing. Norway’s year-round activities. Learn basic skill techniques, equipment, and seasonal clothing. Opportunity to try it yourself. (Coach Tom Sisulak) 	<p>Norsk Museum</p> <p>9:00 – 10:00:</p> <ul style="list-style-type: none"> • “Sluppen” Around Norway, Illinois. An educational, approximately 1 mile, fun walk around the village of Norway, Illinois. <i>Pre-paid, pre-registration on the separate “Sluppen” Registration Form is required by June 30, 2025. Fee is \$15. (Covers bib numbers, medals, and snacks.)</i> <p>9:00 – 11:45:</p> <ul style="list-style-type: none"> • Norsk Museum open. <p>9:00 – 11:45:</p> <ul style="list-style-type: none"> • Hardanger Embroidery. Demonstration and Display (Linda Floyd) • Krumkake Demonstration. (Myrtle Duvick) <p>Norway Methodist Church 2642 N. 3650th Street, Norway (Sheridan), Illinois</p> <p>9:00 – 11:45: Making Sami Bracelets. <i>Pre-paid, pre-registration required on Weekend Registration Form. \$45 Fee covers both morning and afternoon sessions.</i> (Dawn Gunderson)</p>
<p>12:00 - 1:00 Lunch - American lunch: pulled pork, coleslaw, chips, bottled water. <i>Pre-paid, pre-registration required on Weekend Registration Form. Fee is \$15.</i></p>		

Sons of Norway District 5 Adult Culture Weekend October 3-5, 2025
“Celebrating Norwegian Immigration - The Sloopers 200th Anniversary”

Saturday, October 4 – Afternoon

Norsk Museum - Open 1:15 – 4:00. Donation at the door.

<p>Community Center, Main Room</p> <p>1:15 – 2:45:</p> <ul style="list-style-type: none"> History of the Sloopers and the Fox Valley Settlement. (Dave Johnson, Steve Tanda) <p>3:00 – 3:45:</p> <ul style="list-style-type: none"> Music and True Stories of Norway Illinois. (Rob Borchsenius) <p>4:00 – 4:45:</p> <ul style="list-style-type: none"> Vikings. Discussion of Vikings in historical fiction; a global overview of Viking Age trading, raiding, and settlement; Viking artifacts display and commentary. Book signing opportunity. (David Mullaly) <p>5:00 – 5:45:</p> <ul style="list-style-type: none"> “The Fox Valley Settlement: April 1840” A short original play. 	<p>Community Center, Back Room</p> <p>1:15 – 3:45:</p> <ul style="list-style-type: none"> Norwegian Rosemaling. Demonstration and Display. Some items available for purchase. (Lynn Sove Maxson) Demonstration -Norwegian Waffles With Lingonberries 	<p>Norway United Methodist Church 2642 N. 3650th Street, Norway (Sheridan), Illinois</p> <p>1:15 – 4:00: Continue Making Sami Bracelets. <i>Pre-paid, pre-registration covers both morning and afternoon sessions.</i> (Dawn Gunderson)</p>
<p>6:00 - 7:00: Dinner - chicken/pork chop, coleslaw, bun, baked beans, vegetable, potato, dessert. <i>Pre-paid, pre-registration required on Weekend Registration Form. Fee is \$20.</i></p>		
<p>7:00 - 9:00: Norwegian Barn Dance with folk dancing and authentic Norwegian music.</p>		

Sunday, October 5

Breakfast on your own.

<p>Stavanger Lutheran Church, 2904 N. 32nd Road, Seneca, Illinois</p> <ul style="list-style-type: none"> 10:30 – 11:30: - Norwegian church service, followed by Norsk Kaffe og Bakverk (coffee and pastries)
<p>Community Center, Main Room</p> <ul style="list-style-type: none"> 12:30 Noon – Annual Meeting of the Sloopers Society of America. Anyone with an interest in Norwegian American history, culture, and delicious food is welcome to attend. 1:00 - Sloopers Luncheon. Includes kumla, ham, meatballs, cabbage casserole, lutefisk and cod, red potatoes, butter, pickled and creamed herring, cheeses, Gomme (Norwegian caramelized, sweet cheese), water, coffee, and kringla. <i>(Pre-paid, pre-registration required on Weekend Registration Form. Fee is \$20.</i> <p>Program: Vesterheim Museum photos of the upcoming 2025 reenactment of the Sloopers ship replica leaving Stavanger Norway in July 2025. (Polar Star and Cleng Peerson lodge members)</p>
<p>Norsk Museum: Open immediately following the Sloopers Program. Donation at the door.</p>

Sons of Norway District 5 Adult Culture Weekend October 3-5, 2025
“Celebrating Norwegian Immigration - The Sloop 200th Anniversary”

Lodging:

Make reservations on your own. Blocks of rooms have been reserved at these two hotels:

- **Holiday Inn Fox River Resort** in Sheridan, Illinois. Block of 15 two-bedroom/two-bathroom suites with full kitchen (no breakfast provided.) Rate is \$169 plus tax and fees per night. Two night stay required. One night deposit will be immediately charged to your credit card. Only 1 mile southwest of our Norway, Illinois event location. Use Group Reservation Code “SON” when making reservation by phone at 866-545-5112. Cut-off date is September 1, 2025.
- **Holiday Inn in Yorkville, Illinois.** Block of 10 rooms with two beds/one bathroom. Rate is \$165 plus tax and fees per night, with two night stay required. Breakfast provided. Located 18 miles northeast of Norway Illinois (20 minute drive). Use Group Reservation Code “BJW” code when making reservation by phone at 866-545-5112. Cut-off date is August 15, 2025.

Food / Restaurant Ideas: *(includes distance to the Norway, Illinois venue)*

Geneva, Illinois (if traveling through Geneva on Thursday or Friday) (38 miles): Stockholm’s Restaurant and Brewery, 306 W. State Street; also other restaurants in downtown Geneva or main roads entering downtown.

Big Rock, Illinois (if going to Esther’s Place Friday morning) (26 miles): Big Rock Café, 103 Galena Street.

Yorkville, Illinois, near the Holiday Inn (17 miles):

- Station One Smokehouse (BBQ café serving), 524 E. Kendall Crossing, Yorkville
- Grace – Café and Wine Bar, 42 W. Countryside Parkway, Yorkville
- Burnt Barrel Social, 508 Central Parkway, Suite A, Yorkville
- Hacienda Real, 585 E. Kendall Drive, Yorkville
- Several fast food restaurants are on nearby Route 47
- <https://www.yorkvillechamber.org/yorkville-area-dining-guide/>

Newark, Illinois (6.7 miles):

- Newark’s Country Kitchen, 307 IL Route 71, Newark (closes 8:00 p.m.)
- Geo’s Pizza, 1 Main Street, Newark
- Subway, IL Route 71, Newark

Norway, Illinois (0 miles):

- Norway Store, 3654 IL Route 71, Norway/Sheridan (café breakfast and lunch only)
- Francesca Pizza, 3653 E. 2631st Road, Norway/Sheridan

Sheridan, Illinois (6 miles):

- Calico Café, 215 N. Robinson Street, Sheridan
- Old Mill Tavern, 4194 E. 2603rd Street, Sheridan

Between Norway and Ottawa (6 miles):

Sons of Norway District 5 Adult Culture Weekend October 3-5, 2025
“Celebrating Norwegian Immigration - The Sloop 200th Anniversary”

- New Oasis Family Restaurant, 3074 IL Route 71, Ottawa
- Hank's Farm Restaurant, 2973 IL Route 71, Ottawa

Millington (8.6 miles):

- Jimbo's Place, 310 S. Church Street, Millington
- Last Chance Saloon, 102 S. Church Street, Millington

Wedron (9.8 miles):

- Wedron Office Bar & Grill, 2005 N. 35th Road A, Ottawa

Marseilles (11 miles):

- Marseilles Family Restaurant, 550 East Bluff Street, Marseilles
- Ziggy's Bar & Grill, 278 Main Street, Marseilles
- The Family Taco, 329 Main Street, Marseilles
- Bobaluk's Beef & Pizza, 458 Main Street, Marseilles
- Ryan's Eatery, 442 Main Street, Marseilles
- Sam's Pizza, 240 Washington Street, Marseilles
- Subway, 237 Commercial Street, Marseilles
- El Patron Mexican Restaurant, 485 Main Street, Marseilles

Ottawa (13.7 miles):

- Cracker Barrel, 4119 Columbus Street, Ottawa
- Culver's, 3001 Fairfield Lane, Ottawa
- Sunfield Restaurant, 2754 Columbus Street, Ottawa
- New Brite Spot Family Restaurant, 801 E. Norris Drive, Ottawa,
- HiWay Restaurant, 210 W. Norris Drive, Ottawa
- B.A.S.H. Burger & Sushi House, 1012 N. LaSalle Street, Ottawa
- The New Chalet Restaurant, 514 State Street, Ottawa
- R Grotto Ristorante, 710 LaSalle Street, Ottawa
- Bianchi's Pizza Downtown, 607 LaSalle Street, Ottawa
- The Beach House Seafood, 700 LaSalle Street, Ottawa
- Lone Buffalo by Tangled Roots, 812 LaSalle Street, Ottawa

“Celebrating Norwegian Immigration” - Adult Culture Weekend
Sponsored by
Sons of Norway Polar Star Lodge 5-472
Sons of Norway Cleng Peerson Lodge 5-525
Norsk Museum
Sloop Society of America